



Steele Avenue, Greenhithe, DA9 9PH

Guide price £550,000

 5  3  2  D



Steele Avenue Greenhithe, DA9 9PH

- Five Double Bedrooms
- 13'5 x 12'8 Living Room
- 16'10 x 14'10 Master Bedroom
- Ground Floor Shower Room
- 35' x 33' Rear Garden
- 27'3 x 15'6 Kitchen/Dining Room
- 28'7 x 13'3 Garden Bar/Games Room
- En-Suite to Master Bedroom
- First Floor Bathroom
- Off Road Parking for Three Cars

Guide Price £550,000 - £600,000. The Homes Group are delighted to present to the market this beautifully presented five bedroom detached family home situated overlooking parkland to the rear and located on the popular Worcester Park development in Greenhithe.

The property has been re-designed, extended and refurbished by the current owners to provide an abundance of living and entertaining space throughout the ground floor and into the rear garden.

The open plan kitchen/dining room has 16' bi-folding doors that open out into the garden and bi-folding doors to the living room too offering an enormous space for family and social gatherings.

There has also been the addition of the 28' x 13' garden bar/games room which has its own set of bi-fold doors opening on to the artificial lawn of the garden area too.

Its not just downstairs area that has been re-designed, the first floor is now home to four good sized bedrooms and the family bathroom plus a unique winding staircase up to the master suite which has its own shower room, a recessed projector screen, plenty of built in wardrobes and a set of double doors with a glass Juliette balcony that overlook the park to the rear.

Tenure: Freehold Council Tax: Band E

Guide price £550,000

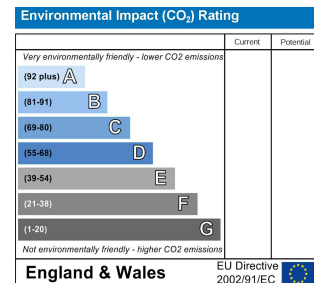
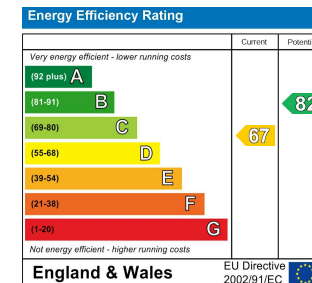
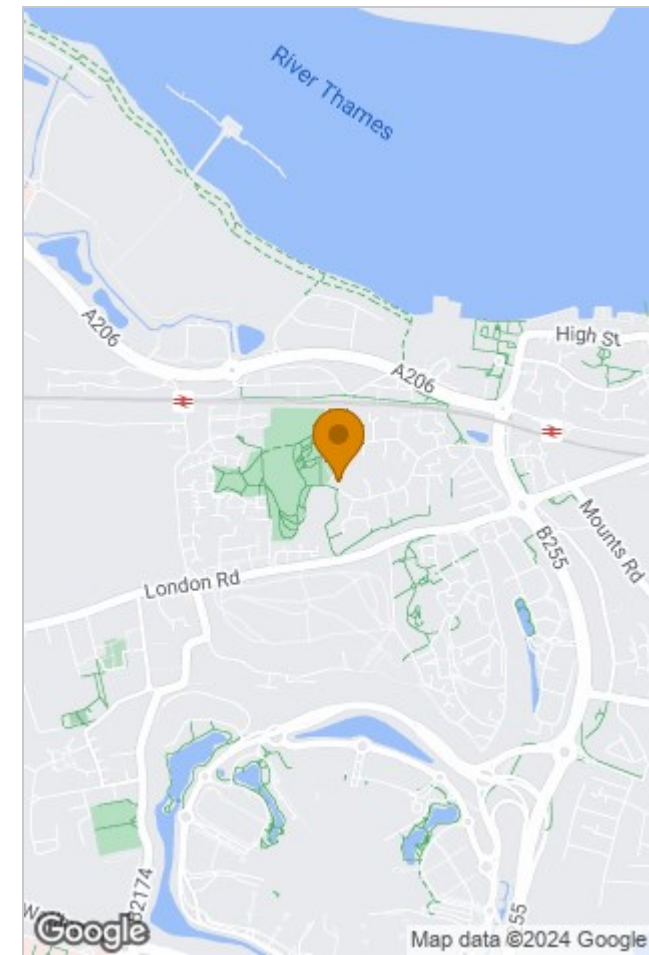


| | |
|------------------------------------|--|
| Entrance Hall | 17' x 7'8 (5.18m x 2.34m) |
| Living Room | 13'5 x 12'8 (4.09m x 3.86m) |
| Kitchen/Dining Room | 27'3 x 15'6 narrowing to 10'3 (8.31m x 4.72m narrowing to 3.12m) |
| Ground Floor Shower Room | 6'7 x 4'10 (2.01m x 1.47m) |
| First Floor Landing | 13'1 x 6' (3.99m x 1.83m) |
| Bedroom Two | 13'7 x 8'7 (4.14m x 2.62m) |
| Bedroom Three | 10'3 x 8'7 (3.12m x 2.62m) |
| Bedroom Four | 10'5 x 6 (3.18m x 1.83m) |
| Bedroom Five | 10'5 x 5'10 (3.18m x 1.78m) |
| Family Bathroom | 8'7 x 6'7 (2.62m x 2.01m) |
| Second Floor Landing | |
| Master Bedroom | 16'10 x 14'10 (5.13m x 4.52m) |
| En-Suite Shower Room | 6'6 x 5' (1.98m x 1.52m) |
| Rear Garden | 35' x 33'4 (10.67m x 10.16m) |
| Garden Bar/Games Room | 28'7 x 13'3 at widest points (8.71m x 4.04m at widest points) |
| Front Garden & Driveway | |









Viewing

Please contact The Homes Group Office on 01322 875000 if you wish to arrange a viewing appointment for this property or require further information.

The particulars are set out as a general outline only for the guidance of intended purchasers or lessees, and do not constitute, any part of a contract. Nothing in these particulars shall be deemed to be a statement that the property is in good structural condition or otherwise nor that any of the services, appliances, equipment or facilities are in good working order. Purchasers should satisfy themselves of this prior to purchasing.